



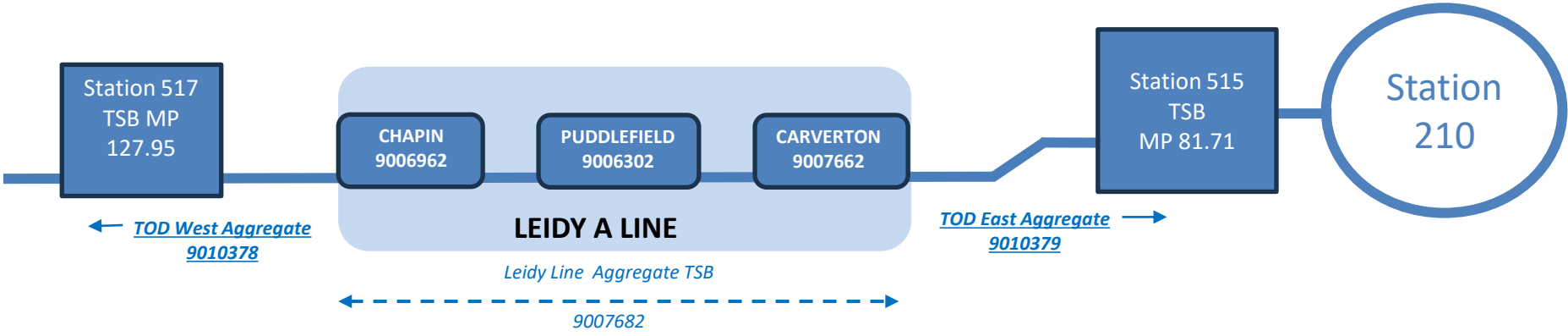
WE MAKE ENERGY HAPPEN

# Regional Energy Lateral (REL) Receipt Based Constraints

NYSE: WMB  
[williams.com](http://williams.com)

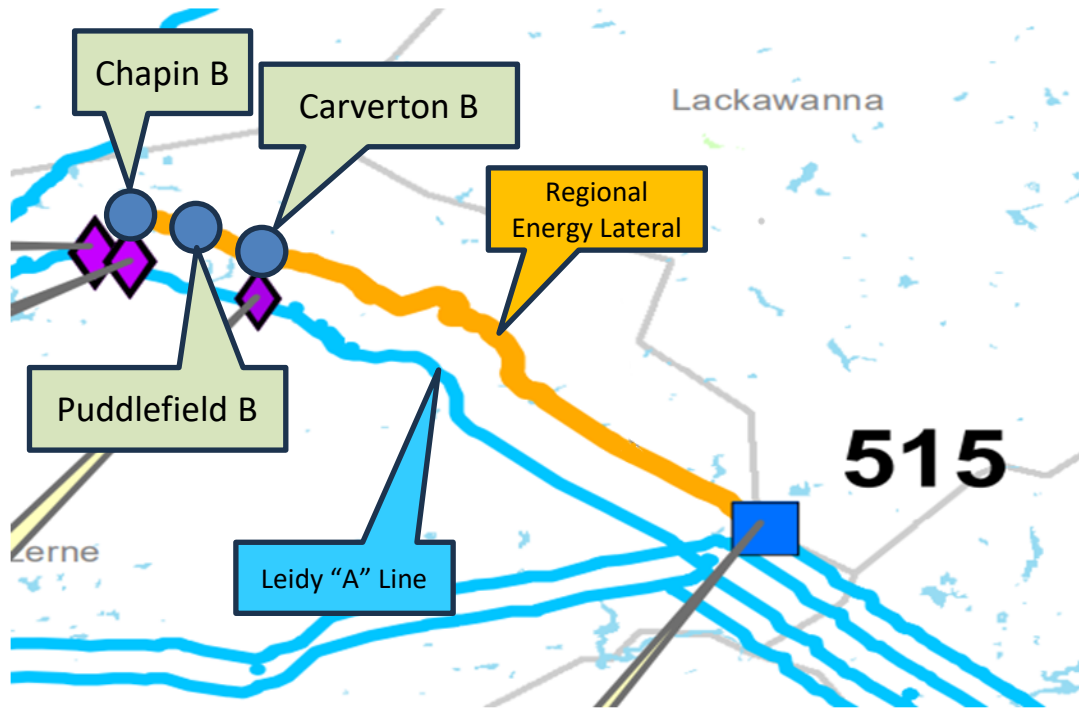


# Leidy Line TOD Constraints Today



# Regional Energy Lateral (REL) Summary

- Added a new REL Lateral
- Added three new receipt points Chapin B, Puddlefield B and Carverton B interconnects on the REL Lateral

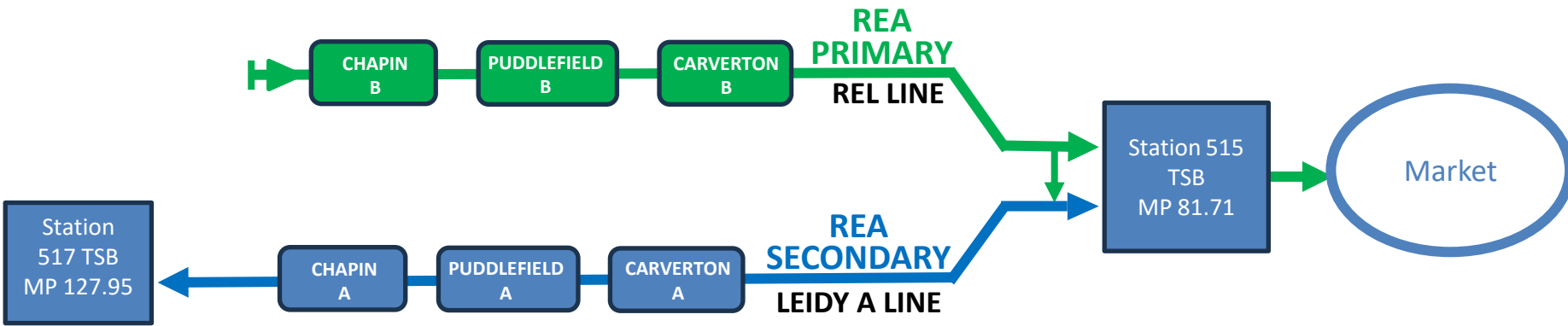


# REA Shipper Paths

Primary path on REL Lateral, Secondary path on Leidy A-line

← WEST

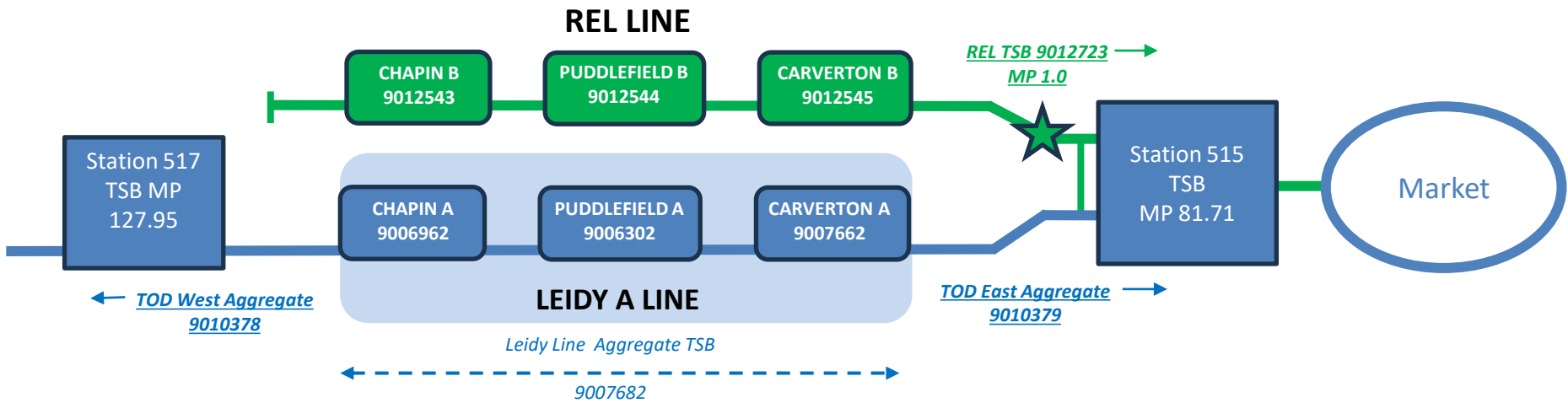
EAST →



# Leidy Line TOD Constraints Post REA in Service

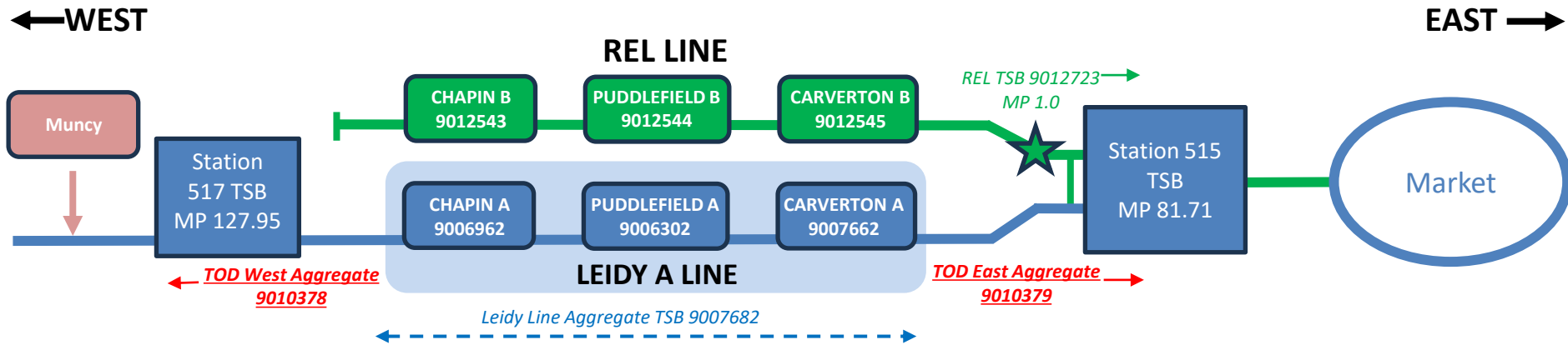
← WEST

EAST →



# TOD Constraint Example

Situation where "REL line" is not impacted and "Leidy A line" is impacted



**Nominated Path from Puddlefield A & B to Muncy - 10,000 Dthd combined total**

**Example Constraint:**

1000194	Leidy Line Station 515 E MP 81.71	6	Del	L	0	NSRP	W to E
9007462	Leidy Station 517 W MP 127.949	6	Del	L	200	NSRP	E to W
9008846	Leidy Station 517 East MP 127.95	6	Del	L	50	NSRP	W to E
9010378	TOD Leidy West Aggregate Receipt MP 101.00	6	Rec	G	CLOSED	0	E to W
9010379	TOD Leidy East Aggregate Receipt MP 101.00	6	Rec	G	CLOSED	0	W to E
9007682	Leidy Line Aggregate Receipt MP 101.00	6	Rec	G	400	NSRP	Bi-Dir
9012723	REL TSB MP 1.0	6	Rec	G	0	NSRP	W to E

**Nominations 1:**

Receipt	Nom	Delivery	Nom	Allocation
PF-A	5,000	Muncy	5,000	0
PF-B	5,000	Muncy	5,000	5,000

**Results:**

Primary at Puddlefield A - Unsuccessful because TOD West Constraint is Closed  
 Primary at Puddlefield B - Successful because REL noms are not included in TOD Aggregates

**Nominations 2:**

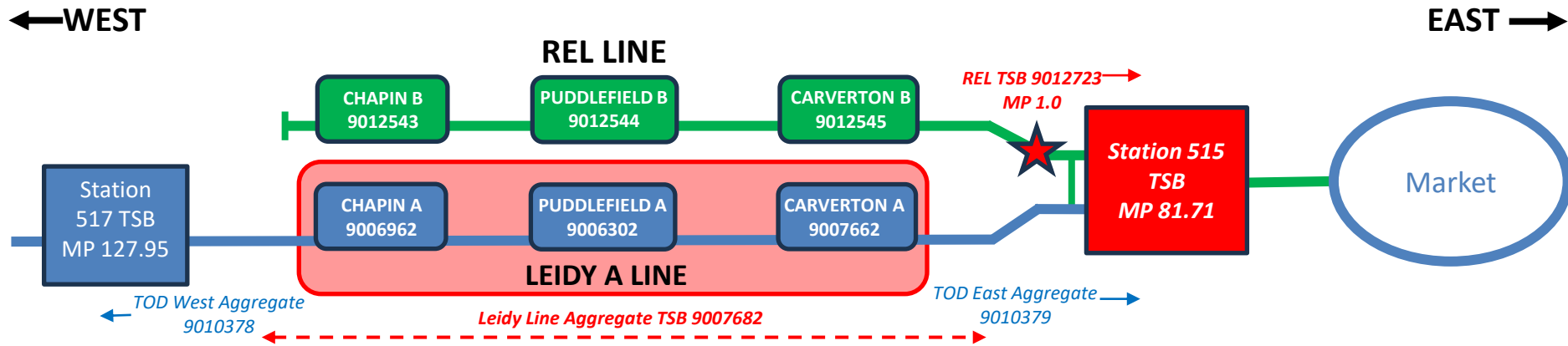
Receipt	Nom	Delivery	Nom	Allocation
PF-A	5,000	210	5,000	0
PF-B	5,000	210	5,000	5,000

**Results:**

Primary at Puddlefield A - Unsuccessful because TOD East Constraint is Closed  
 Primary at Puddlefield B, Successful because REL noms are not included in TOD Aggregates

# Station 515 Constraint Example

Situation where we have an issue at Station 515 impacting TOD



**Nominated Path from Chapin A, Chapin B, and Marc 1 to Station 210 - 250,000 Dthd combined total**

**Example Constraint:**

**Nominations:**

**Results:**

MP	Station	QTY	Del	L	MP	Category	Dir
1000194	Leidy Line Station 515 E MP 81.71	6	Del	L	125	PRIMARY	W to E
9007462	Leidy Station 517 W MP 127.949	6	Del	L	200	NSRP	E to W
9008846	Leidy Station 517 East MP 127.95	6	Del	L	50	NSRP	W to E
9010378	TOD Leidy West Aggregate Receipt MP 101.00	6	Rec	G	OPEN		E to W
9010379	TOD Leidy East Aggregate Receipt MP 101.00	6	Rec	G	OPEN		W to E
9007682	Leidy Line Aggregate Receipt MP 101.00	6	Rec	G	50	PRIMARY	Bi-Dir
9012723	REL TSB MP 1.0	6	Rec	G	50	PRIMARY	W to E

	Receipt	Nom	Delivery	Nom	Allocation
PF- A	100,000	210	100,000	50,000	
PF- B	100,000	210	100,000	50,000	
Marc 1	250,000	210	50,000	25,000	

Primary at Puddlefield A- Reduced because Leidy Aggregate is restricted to 50,000 Dthd

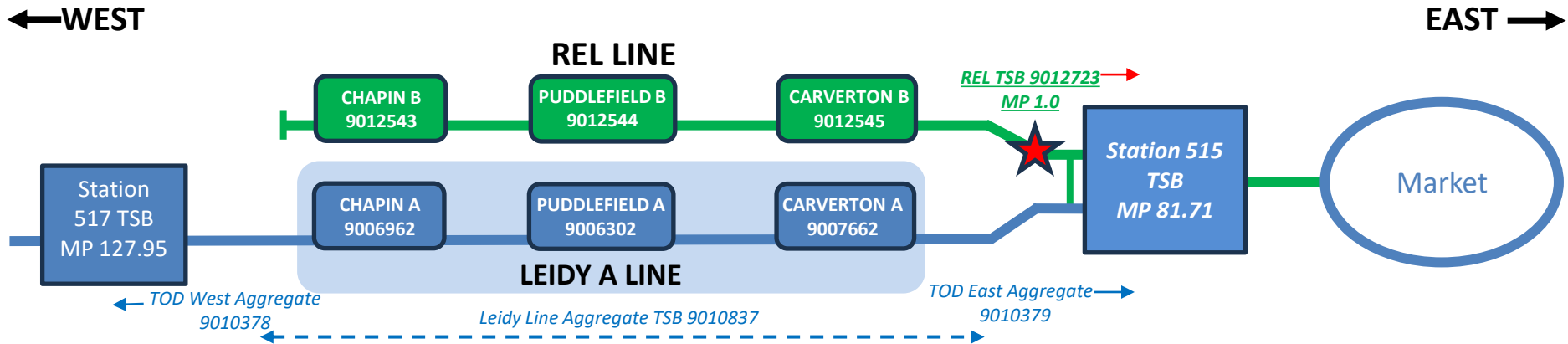
Primary at Puddlefield B- Reduced because REL TSB is restricted to 50,000 Dthd

Primary at Marc 1- Reduced because 515 is restricted to 125,000 Dthd

\*Restrictions for Primary or NSRP Transactions will have the available capacity allocated proportionate to each Buyer's total affected firm transportation entitlements

# REL Constraint Example

Scenario where we have a specific REL line issue



**Nominated Path from Puddlefield A & B to Station 210 - 200,000 Dthd combined total**

**Example Constraint:**

1000194	Leidy Line Station 515 E MP 81.71	6	Del	L	0	NSRP	W to E
9007462	Leidy Station 517 W MP 127.949	6	Del	L	200	NSRP	E to W
9008846	Leidy Station 517 East MP 127.95	6	Del	L	50	NSRP	W to E
9010378	TOD Leidy West Aggregate Receipt MP 101.00	6	Rec	G	OPEN		E to W
9010379	TOD Leidy East Aggregate Receipt MP 101.00	6	Rec	G	OPEN		W to E
9007682	Leidy Line Aggregate Receipt MP 101.00	6	Rec	G	400	NSRP	Bi-Dir
9012723	REL TSB MP 1.0	6	Rec	G	0	PRIMARY	W to E

**Nominations 1:**

	Receipt	Nom	Delivery	Nom	Allocation
PF- A	100,000	210	100,000	100,000	
PF- B	100,000	210	100,000	0	

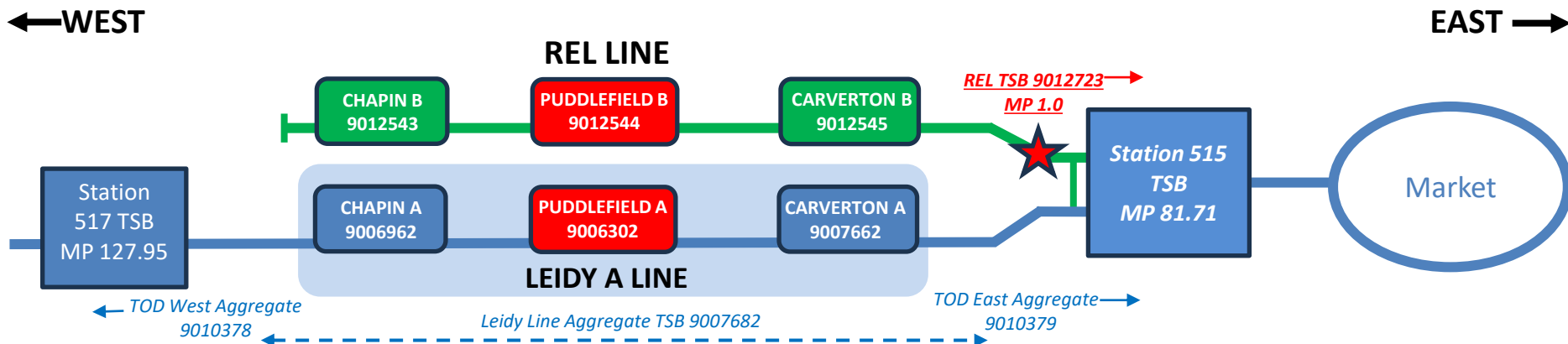
**Results:**

Primary at Puddlefield A - Successful because path east is OPEN and allows Secondary and above  
 Primary at Puddlefield B - Unsuccessful because REL TSB is allowing 0 capacity for Primary and below



# Location Underperformance Constraint Example

## Scenario where a receipt location is underperforming



**Nominated Path from Puddlefield A & B to Station 210 - 200,000 Dthd combined**

### Example Confirmation:

The below location will be reduced for the ID1 cycle gas day 01/01/2999. Transco will notify parties via 1Line critical notices of any changes in confirmation reduction.

Location Name	Location ID	Meter #	Location Type	Confirmation Quantity Available
Puddlefield A	9006302	M3631	Receipt	50,000
Puddlefield B	9012544	M3631	Receipt	50,000

### Nominations 1:

Receipt	Nom	Delivery	Nom	Allocation
PF- A	100,000	210	100,000	*50,000
PF- B	100,000	210	100,000	*50,000

### Results:

**Primary at Puddlefield A and B - Unsuccessful. Actively Confirmed due to underperformance.**

***\*Exact volumes for Underperformance Cuts are based on the available capacity allocated proportionate to each Buyer's total affected firm transportation entitlements(not reflected in example)***

**\*\*\*Underperformance: Puddlefield noms cut due to underperformance**